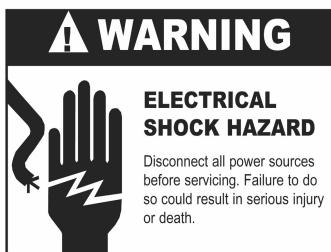




## Gen III Zone Kit – Installation Instructions


- 1** Disconnect Power to the Unit.  
**NOTE: The Gen III will not recognize the Zone Kit if the power cord is plugged-in when the Zone Kit is connected to the controller!**



- 4** Remove the four screws that hold the controller in place.




- 2** Remove the lower black plastic circular cover on the back wall of the Gen III. You may need to use a flat-tip screwdriver to pry the cover off.




- 5** Thread the zone cable into the hole in the back wall of the Gen III.



- 3** Connect the short piece of black tubing to the IN (top) port on the Zone Kit and then connect the tubing to the nozzle circuit port on the Gen III.



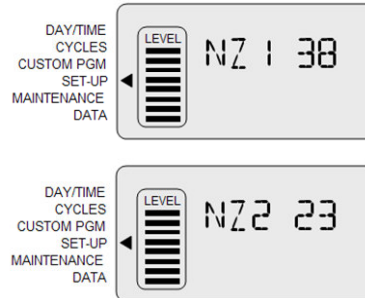
- 6** Lift the controller out of the black shroud and connect the zone cable to the 4-pin connector labeled "ZONE CONTROL". Re-attach the four screws that hold the controller to the shroud.



- 7** Use the 4 provided screws to attach the Zone kit to the back of the Gen III. Connect the nozzle circuit lines for Zone 1 and Zone 2.



- 8** Go to the SET-UP menu and enter the number of nozzles in each zone under NZ1 and NZ2.



**INSTALLATION OF THE ZONE KIT IS NOW COMPLETE!**

- ?** I went to set the number of nozzles for each zone and I only see **NOZ**, not **NZ1** and **NZ2**.  
*The power to the unit must be off when the zone cable is plugged into the controller. Verify the cable is plugged into the "ZONE CONTROL" port and cycle power to the unit to allow the controller to recognize the Zone Kit.*
- ?** How do I inspect each Zone?  
*Go to the **MAINTENANCE** menu and select either **INS 1** for Zone 1 or **INS 2** for Zone 2 and hold down the **GREEN** button for 5 seconds.*
- ?** The unit keeps misting out of the same zone.  
*Verify that the Gen III nozzle circuit fitting is connected directly to the top fitting on the Zone Kit.*
- ?** How do I turn-off a zone?  
*Go to the **SET-UP** menu and set **ZN1 ON/OFF** or **ZN2 ON/OFF**.*
- ?** Can I set different mist times for each zone?  
*No. At the present time, the zones will always mist sequentially. You may permanently turn-off a zone using the **ZN1** and **ZN2** settings, but you cannot independently control each zone.*
- ?** For additional technical support contact MistAway on 1-866-485-7255 or 713-468-6464.